



**KLE SOCIETY'S  
S. NIJALINGAPPA COLLEGE  
Bachelor of Computer Applications**



**Report on “Web Development Full Stack”**

**Event Details:**

<b>Date</b>	: 30-06-2022 to 09-07-2022
<b>Event</b>	: Certificate course on “Web Development Full Stack”
<b>Duration</b>	: 45 Hrs (10:00 am to 4:00 pm)
<b>Beneficiaries</b>	: III year BCA (62 Students)
<b>Trainers</b>	: Mr. Akash, Trainer, Seminar Room Education Pvt Ltd.
<b>Venue</b>	: KLE Society's S. Nijalingappa College, Rajajinagar, Bengaluru


**Brief of the Event:**

Certification courses on various domains were conducted by Seminar Room Education Pvt Ltd for the BCA final year students as a part of the academic activity to enhance their technology knowledge. Seminar Room is a startup incubated & invested by Pesu Venture Labs & CoCreate Ventures which helps the students to gain academic excellence and to become passionate about the industry to build their career.

**Day-1:**

Training session on the first day began with a brief introduction about the company profile and Trainers of the session. Basic concepts of web development, its features and applications were highlighted to the participants. Different technologies and programming languages used for building web applications were also discussed. In the later session concepts regarding HTML DOM and Java Script Query selectors were explained to the students.





### Day 2:


Students with previous knowledge about HTML and Java script, on this day they were exposed to the Node environment and Express server functionality which are used for developing various applications. With the help of Node server various Node environment features were explained to the students by demonstrating some applications. In the afternoon session they were taught about the usage of Express server with examples.



### Day 3:


On this complete day students were given training on HTML form elements, CSS Selectors and other functionalities of HTML. Using these concepts students were given activities to perform positioning the content, box modeling and style parameters to design web pages.





#### Day 4:


Making use of the previous day's task, students were allowed to develop sample web pages using the HTML and java script. Later they were trained on how to create a database using the express server. During the next session trainers explained the procedure to establish the connectivity between the front end web page built using java script and the backend express server.



#### Day 5:


First session on this day began with the concept of how to create a login module in a web application by demonstrating a sample application. Designing and structuring the login page and connecting to the backend for validation was carried out. Later students were given some hands-on activity to create different login pages.





**Day 6:**

On the last day of training students were assigned small projects to build different web applications using all the concepts that they have gone through during the training period. Finally, trainers revised some important concepts used for web development so that students can brush up their knowledge of various concepts learnt over the past one week of the training.



  
 \*Coordinator  
 Bachelor of Computer Application  
 KLE Society's S. Nijalingappa College  
 Rajajinagar, Bengaluru-560 010



  
 Principal  
 KLE Society's S. Nijalingappa College  
 Rajajinagar, Bengaluru-560 010